

SERVICE BULLETIN

January 15, 1995

Thunder-01

Thunder Bolt Roof Update

AFFECTED MODELS

ThunderBolt go-karts sold between December 1, 1995 to January 6, 1996

SYMPTOM

Excessive vibration causing roof hinge mount to crack.

CORRECTIVE ACTION


Install retro bracket as describe in bulletin.

Bracket, Retro Roof Mechanism **Part#10830**

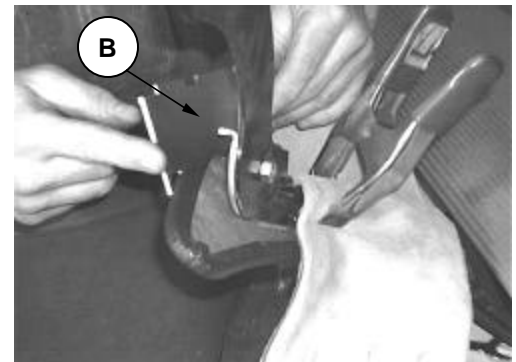
Warranty: The normal warranty applies. Updated parts are included with this bulletin at no charge.

Submit a receipt to receive credit for labor.


If you have any questions please call service



STEP 1: Bolt retro bracket to roof mount as seen in picture above.



STEP 2: To prevent the fiberglass from discoloring or burning, insert a metal plate [B] in-between body and part.



STEP 3: Using a wire feed type of welder, weld the specific areas only [C].

STEP 4: Paint area and reinstall.

CAUTION: Do not weld this area [D].